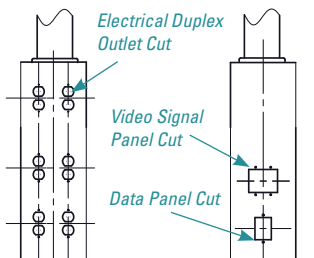


SERVICE HEADS

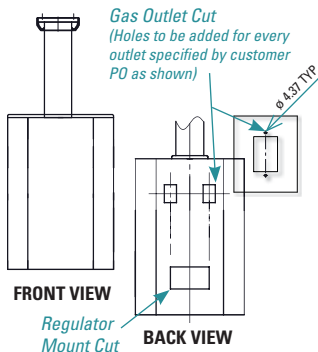
V6

Gas.....8 Shelves2
Elec Dup.....12 Drawers1
L.U.....2



LEFT VIEW

RIGHT VIEW



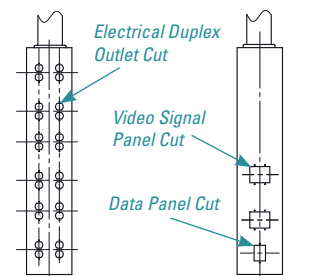
FRONT VIEW

BACK VIEW

Available for fixed or retractable

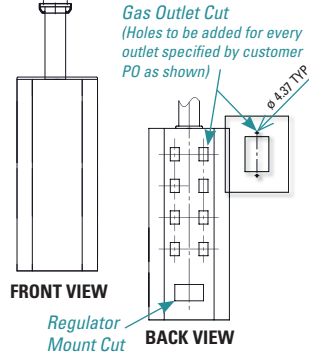
V10

Gas12 Shelves4
Elec Dup20 Drawers1
L.U.2



LEFT VIEW

RIGHT VIEW



FRONT VIEW

BACK VIEW

Available for fixed arm only

Shelf widths available: 18" x 22" & 18" x 30"

	SINGLE RETRACTABLE	DUAL RETRACTABLE	SINGLE FIXED	SINGLE FIXED
REACH	39.5" (1000mm)	57" (1450mm)	39.5" (1000mm)	79" (2000mm) 92" (2336mm)
V6	154 lbs. (70kg)	154 lbs. (70kg)	330 lbs. (150kg)	?
V10	N/A	N/A	290 lbs. (131kg)	116 lbs. (52kg) 92 lbs. (41kg)



A member of the Medical Illumination International Group

5368 Kuhl Road • Erie, PA 16510-4703

(800) 663-1152 • (814) 899-4220

Fax: (814) 899-1410

www.nuvosurgical.com



B2Z00104

NUVO reserves the right to make changes without notice in design, specifications, and models. The only warranty NUVO makes is the express written warranty extended on the sale or rental of its products.

© 2009 NUVO, Inc.

ALL RIGHTS RESERVED.

NAVIGATOR EQUIPMENT MANAGEMENT SYSTEM



BRINGING
EFFICIENCY
TO EVERY DEPARTMENT HOSPITAL-WIDE



When every minute counts, make sure your critical equipment is within reach.

Provide clinically correct positioning of essential equipment around the entire trauma bay, not just the head. Have a access to medical gases, suction, electrical outlets and data ports in treatment areas.

